

Administrative-Finance Committee
May 09, 2011
6:30 P.M. – City Hall Conference Room

- 1. Call to Order**
- 2. Establishment of Quorum**
- 3. Public Comment**
- 4. Discussion Items**
 - a. Commonwealth Edison Annual Report review
 - b. DarienFest/Chamber of Commerce reimbursement
 - c. Temporarily Waiving Building Permit Fees
 - d. Salt Storage Facility Project Completion
- 5. Other Business**
- 6. Next Meeting – June 13, 2011**
- 7. Adjournment**

4a

CITY OF DARIEN

MEMO

TO: Administrative/Finance Committee

FROM: Scott Coren, Assistant City Administrator

DATE: May 5, 2011

SUBJECT: 2010 Commonwealth Edison Annual Report

Attached are the 2010 Commonwealth Edison Annual Report and a preliminary review. In 2005 the City filed a lawsuit against Commonwealth Edison, and as part of the agreement Commonwealth Edison paid for a City approved consultant to make recommendations on improving reliability in Darien moving forward. This consultant, Ken Seaton, provided staff with a method to review and improve performance based on information provided in the annual report. Staff will review with the committee this method and describe the process moving forward.

2010 ANNUAL REPORT

PREPARED
FOR THE

City
of
Darien

Kate Maier
External Affairs
Bolingbrook Office
kate.maier@ComEd.com

ComEd
An Exelon Company

2010 FRANCHISE INFORMATION

FOR THE

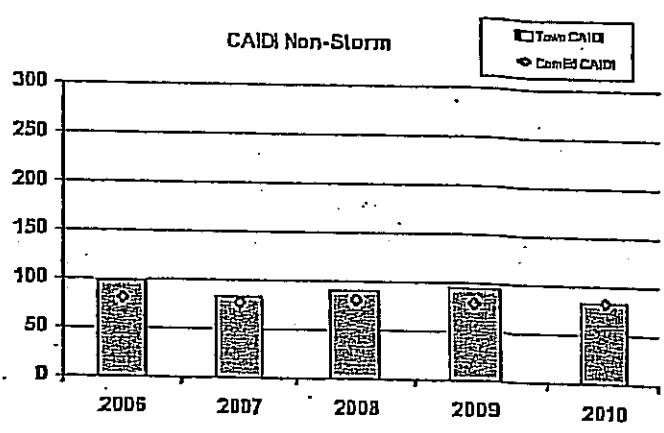
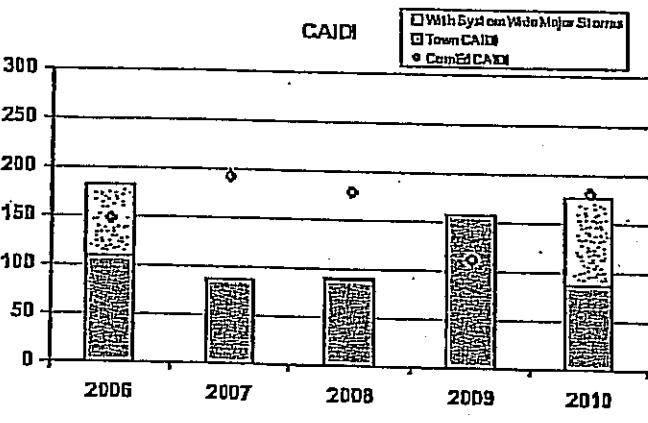
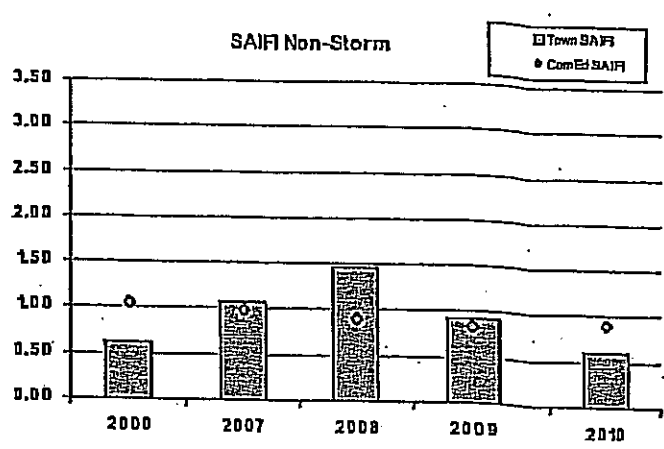
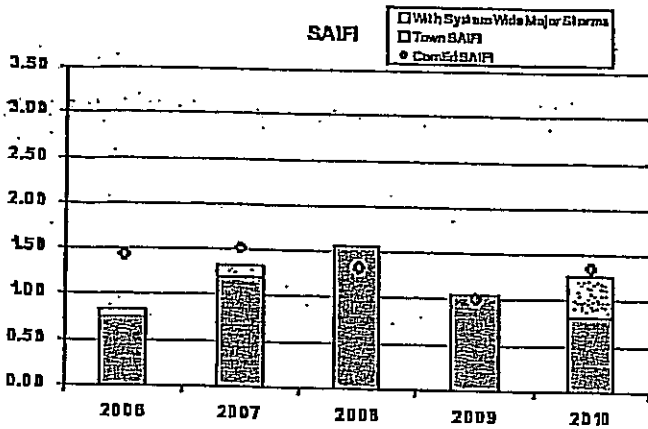
CITY OF DARIEN

- **Electrical System Performance - Reliability Charts**
- **Outage Interruption Report with Glossary**
- **Circuit Boundary Reference**
- **Electrical System Improvements**
 - **Capacity Improvement**
 - **Reliability Improvement**
 - **Vegetation Management**
- **Current General Purpose Letter on Franchise Consideration**
- **How to contact ComEd**
- **How ComEd contacts the City of Darien**

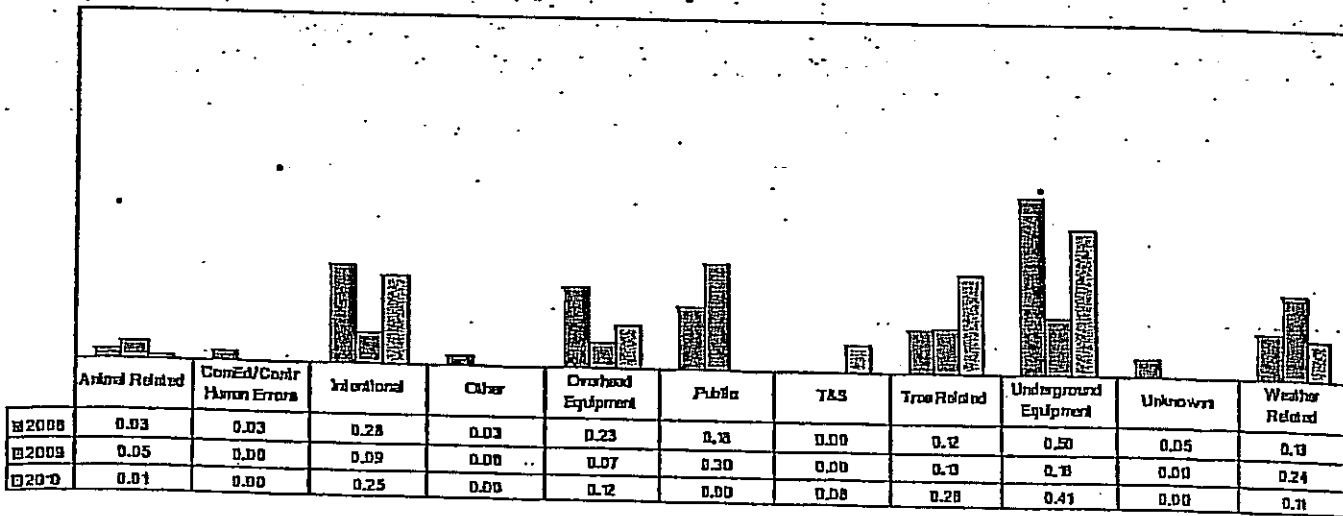
Electrical System Performance

Reliability Charts

Darien Reliability Performance Year-End Report



SAIFI by Cause



Note: Reliability statistics reflect "interruptions" or "outages" as defined by the General Assembly's Illinois Administrative Code - Title 83: Public Utilities, Chapter 5: Illinois Commerce Commission Subchapter c: Electric Utilities Part 411 Electric Reliability - Section 411.20 Definitions

System Wide Major Storms: 10/2/2006, 8/23/2007, 8/4/2008 and 8/18/2010

Produced by Reliability Reporting - 3/10/2011

Definition of Reliability Performance Indices

On the following page, ComEd provided 5 charts containing reliability indices for your municipality.

<p style="text-align: center;">CHART 1 – SAIFI (Average Number of Interruptions Per Customer)</p> <p>Chart shows the average number of interruptions per customer on an annual basis for your municipality for the past 5 years. For comparison purposes, this chart also shows the average number of interruptions per customer for the ComEd system.</p>	<p style="text-align: center;">CHART 2 – SAIFI Non-Storm (Average Number of Interruptions Per Customer)</p> <p>Same as CHART 1, however, reportable storms* have been excluded from the indices.</p>
<p style="text-align: center;">CHART 3 – CAIDI (Average Length of Customer Interruptions in minutes)</p> <p>Chart shows the average length of customer interruptions in minutes on an annual basis for your municipality for the past 5 years. For comparison purposes, this chart also shows the average length of interruptions for the ComEd system.</p>	<p style="text-align: center;">CHART 4 – CAIDI Non-Storm (Average Length of Customer Interruptions in minutes)</p> <p>Same as CHART 3, however, reportable storms* have been excluded from the indices.</p>
<p style="text-align: center;">CHART 5 – SAIFI by Cause</p> <p>Chart shows the average number of interruptions per customer by interruption causes for the past 3 years. Causes reflect 'interruptions' or 'outages' as defined by the General Assembly's Illinois Administrative Code - Title 83: Public Utilities, Chapter 1: Illinois Commerce Commission Subchapter c: Electric Utilities Part 411 Electric Reliability.- Section 411.20 Definitions.</p>	

**We recognize that storms can have a significant impact on the reliability indices. As a result, we also have computed these indices excluding interruptions during certain storms. To make these computations, we have used the 83 Illinois Administrative Code Part 411.120(a) reporting threshold (10,000 customers experiencing interruptions for three hours) for determining when a "storm" has occurred.*

2010 Franchise Interruption Report

From 1/1/2010 Through 12/31/2010

Darien

Outage Summary

Cause	Outage Count	Customer Interruption	SAIFI	CAIDI
Animal Related	7	104	0.01	79
ComEd/Contractor Personnel-Errors	0	0	0.00	0
Intentional	9	2,447	0.25	165
Other	1	18	0.00	245
Overhead Equipment Related	14	1,128	0.12	80
Public	3	22	0.00	62
Transmission and Substation Equipment Related	1	820	0.08	258
Tree Related	15	2,734	0.28	290
Underground Equipment Related	48	3,953	0.41	87
Unknown	1	37	0.00	195
Weather Related	14	1,022	0.11	290
Secondary Services	0	0	0.00	0
	7	7	0.00	609
Total	118	12,290	1.28	176

Note: Reliability statistics reflect "interruptions" or "outages" as defined by the General Assembly's Illinois Administrative Code - Title 83: Public Utilities, Chapter 1: Illinois Commerce Commission Subchapter c: Electric Utilities Part 411 Electric Reliability - Section 411.20 Definitions

Outage Listing

Outage ID	Start Date/Time	Cause	Cause Detail	Circuit	Duration (minutes)	Customers Affected
924792	1/2/2010 10:01 AM	Overhead Equipment Related	Malfunction	W3611	51	1
930230	1/15/2010 01:30 AM	Underground Equipment Related	Underground Failure	W806	150 240 641 645 665	1 7 1 15 7
949650	2/26/2010 02:57 AM	Underground Equipment Related	Underground Failure	W805	212	9
950190	2/26/2010 08:27 AM	Underground Equipment Related	Underground Failure	W805	132	9
953710	3/7/2010 10:33 AM	Underground Equipment Related	Underground Failure	W803	65	8
958174	3/13/2010 02:37 PM	Animal Related	Animal - Other	W3616	163	15
961530	3/19/2010 01:02 PM	Underground Equipment Related	Underground Failure	W806	53	51
986250	4/19/2010 03:05 PM	Underground Equipment Related	Underground Failure	W386	114 129	45 21
998370	4/28/2010 02:22 PM	Animal Related	Squirrels	W387	81	2
994569 *	4/29/2010 04:14 PM	Tree Related	Limb Broken - Service Drop	W3618	246	1
1001550	5/6/2010 07:57 AM	Animal Related	Squirrels	W840	53	57
1007670	5/11/2010 09:49 AM	Underground Equipment Related	Underground Failure	W3625	54 95 116	180 164 206
1008170	5/12/2010 06:38 AM	Overhead Equipment Related	Malfunction	W387	78	1
1014591	5/17/2010 04:28 PM	Animal Related	Squirrels	W387	153	1
1015812	5/18/2010 12:14 PM	Overhead Equipment Related	Malfunction	W386	371	1

2010 Franchise Interruption Report

From 1/1/2010 Through 12/31/2010

Darien

Outage ID	Start Date/Time	Cause	Cause Detail	Circuit	Duration (minutes)	Customers Affected
1108411	6/22/2010 07:28 PM	Overhead Equipment Related	Malfunction	W807	68	621
1109150	6/22/2010 09:50 PM	Intentional	Emergency Repairs	W807	164	316
1114070	6/23/2010 11:30 AM	Underground Equipment Related	Malfunction	W807	149	11
1115575	6/23/2010 01:38 PM	Overhead Equipment Related	Malfunction	W3616	226	21
1115472	6/23/2010 04:17 PM	Intentional	Protection of System Integrity	W807	33	10
1121111*	6/23/2010 05:08 PM	Weather Related	Wind / Tornado	W805	1192	1
1119090	6/23/2010 06:22 PM	Weather Related	Lightning	W3613	548	87
1145750	6/28/2010 02:38 AM	Overhead Equipment Related	Malfunction	W3613	291	10
1154310	6/30/2010 07:23 AM	Underground Equipment Related	Underground Failure	W8023	96	120
1156110	7/1/2010 05:36 AM	Underground Equipment Related	Underground Failure	W3613	129	5
1170530	7/1/2010 02:37 PM	Overhead Equipment Related	Malfunction	W809	56	294
1175590	7/7/2010 05:10 PM	Other	Other	W8023	245	16
1175710	7/9/2010 10:44 AM	Underground Equipment Related	Underground Failure	W804	15	7
					31	12
1186710	7/13/2010 05:50 PM	Underground Equipment Related	Underground Failure	W366	104	29
					130	11
1187130	7/13/2010 11:45 PM	Underground Equipment Related	Underground Failure	W804	84	41
1198150	7/18/2010 09:13 AM	Underground Equipment Related	Underground Failure	W8023	47	1
					127	1
1215470	7/24/2010 01:58 AM	Weather Related	Lightning	W3616	256	17
1218570	7/24/2010 08:06 AM	Underground Equipment Related	Underground Failure	W807	64	593
1233730	7/26/2010 08:41 AM	Underground Equipment Related	Underground Failure	W8023	59	1
					659	1
1241550	7/29/2010 12:07 AM	Underground Equipment Related	Underground Failure	W802	62	8
					72	7
1242250	7/29/2010 08:03 AM	Underground Equipment Related	Underground Failure	W807	51	34
1252710	8/3/2010 04:01 AM	Weather Related	Lightning	W3616	172	38
1281690	8/3/2010 04:28 AM	Intentional	Emergency Repairs	W3605	145	257
1252851	8/3/2010 10:08 AM	Weather Related	Lightning	W806	44	88
					48	530
1255350	8/3/2010 02:55 PM	Intentional	Emergency Repairs	W808	178	2
1275930*	8/11/2010 02:20 AM	Tree Related	Uprooted Tree - Service Drop	W3616	70	1
1280353	8/12/2010 10:16 AM	Underground Equipment Related	Underground Failure	W802	113	68
1289430	8/17/2010 12:31 AM	Underground Equipment Related	Underground Failure	W366	39	28
					49	4
1289730	8/17/2010 05:50 AM	Underground Equipment Related	Underground Failure	W640	79	72
					94	52
1300930	8/24/2010 03:00 AM	Underground Equipment Related	Underground Failure	W640	144	62
					359	14
1301430	8/24/2010 05:33 AM	Underground Equipment Related	Underground Failure	W805	87	6
					187	3
1300270	8/24/2010 06:52 AM	Underground Equipment Related	Underground Failure	W804	103	105
					123	69
1303930	8/26/2010 08:33 AM	Underground Equipment Related	Underground Failure	W804	47	16
					57	15

2010 Franchise Interruption Report

From 1/1/2010 Through 12/31/2010

Darien

Outage ID	Start Date/Time	Cause	Cause Detail	Circuit	Duration (minutes)	Customers Affected
1305610	8/27/2010 09:12 PM	Underground Equipment Related	Underground Failure	W804	93	19
1312551	8/31/2010 01:25 PM	Public	Dig-In by Others	W802	100	4
					145	1
1326710	9/7/2010 12:10 PM	Tree Related	Limb Broken - Primary	W8023	39	847
1350550	9/19/2010 10:25 PM	Underground Equipment Related	Underground Failure	W640	110	75
					235	7
					260	6
1367450	9/24/2010 08:54 AM	Underground Equipment Related	Underground Failure	W386	106	29
					121	11
1374530	9/29/2010 07:17 AM	Underground Equipment Related	Underground Failure	W807	49	1
					67	24
1382850	10/3/2010 09:29 AM	Animal Related	Squirrels	W8023	61	13
1387250	10/5/2010 09:08 PM	Overhead Equipment Related	Malfunction	W3624	106	20
1387270	10/5/2010 09:09 PM	Overhead Equipment Related	Malfunction	W3616	155	59
1387210	10/5/2010 10:01 PM	Intentional	Emergency Repairs	W3616	6	240
1407611	10/19/2010 07:26 AM	Underground Equipment Related	Underground Failure	W388	63	29
					73	11
1415790	10/24/2010 10:46 AM	Underground Equipment Related	Underground Failure	W807	833	1
1418470	10/26/2010 02:48 AM	Tree Related	Limb Broken - Primary	W3616	138	126
1420914	10/26/2010 07:03 AM	Overhead Equipment Related	Malfunction	W805	116	33
1422630	10/26/2010 09:52 AM	Tree Related	Limb Broken - Primary	W3616	293	126
1424393	10/26/2010 10:24 AM	Weather Related	Wind / Tornado	W3616	838	17
1423283	10/26/2010 11:30 AM	Weather Related	Wind / Tornado	W3626	210	30
1421550	10/26/2010 12:09 PM	Tree Related	Limb Broken - Primary	W3624	109	20
1434410	10/27/2010 03:27 PM	Weather Related	Wind / Tornado	W809	519	54
1430550	10/27/2010 03:37 PM	Tree Related	Limb Broken - Primary	W3613	73	739
1430034	10/27/2010 04:27 PM	Intentional	Emergency Repairs	W3616	12	299
1432873	10/27/2010 05:46 PM	Weather Related	Wind / Tornado	W388	778	1
1432441	10/27/2010 11:37 PM	Underground Equipment Related	Underground Failure	W805	238	2
1434412	10/28/2010 09:17 AM	Intentional	Emergency Repairs	W809	62	54
1434411	10/28/2010 09:39 AM	Intentional	Emergency Repairs	W809	40	56
1438350	10/29/2010 08:44 AM	Animal Related	Squirrels	W8023	105	15
1446910	11/3/2010 05:10 PM	Underground Equipment Related	Underground Failure	W803	229	31
1448451	11/11/2010 11:39 AM	Underground Equipment Related	Underground Failure	W805	35	6
1451638	11/22/2010 01:11 PM	Weather Related	Lightning	W3616	68	17
1452930	11/30/2010 12:16 AM	Weather Related	Lightning	W3626	30	30
1455872 *	12/12/2010 12:09 PM	Overhead Equipment Related	Malfunction	W805	230	1
1457274	12/17/2010 11:12 AM	Public	Dig-In by Others	W4519	57	1
1457331	12/18/2010 02:20 AM	Underground Equipment Related	Underground Failure	W805	210	16
					240	53
1458333	12/23/2010 11:31 AM	Public	Dig-In by Others	W809	43	8
					53	8
1459411	12/30/2010 07:46 AM	Overhead Equipment Related	Broken Fuse Link	W3616	103	17
1459853	12/31/2010 08:51 PM	Weather Related	Lightning	W3616	103	17

Circuit Boundary Reference

2010 List of Circuits and Boundaries of those Circuits Serving Darien

CIRCUIT:	NORTH BOUNDARY:	SOUTH BOUNDARY:	EAST BOUNDARY:	WEST BOUNDARY:
W3613	68TH ST	79TH ST	MADISON ST	CASS AVE
W3616	59TH ST	PLAINFIELD	MADISON	CASS
W3624	RICHMOND ST	67TH ST	CLARENDON HILLS RD	PARK ST
W3625	59TH ST	71ST ST	MADISON ST	WILLIAMS ST
W3626	72ND ST	79TH ST	MADISON ST	CLARENDON HILLS RD
W386	SPRING GREEN DR	I-55	KEARNEY RD	MURPHY RD
W387	86TH ST	INTERNATIONALE PKWY	LEMONT RD	JOLIET RD
W640	75TH ST	87TH ST	TENNESSEE AVE	NANTUCKET DR
W8002	60TH ST	71TH ST	RICHMOND AVE	FAIRVIEW AVE
W8010	63RD ST	75TH ST	WILLIAMS	LYMAN AVE
W8015	DONEGAL DR	109TH ST	WHITE DEER DR	WOODWARD RD
W802	72ND ST	PLAINFIELD RD	CASS AVE	LYMAN AVE
W8023	71ST	79TH	ADAMS	CASS
W803	67TH	75TH ST	MAIN ST	WOODWARD AVE
W804	75TH ST	I-55	CASS AVE	LYMAN AVE
W805	75TH ST	I-55	NANTUCKET DR	CARRIAGE GREEN DR
W806	75TH ST	MANNING RD	DARIEN LN	LYMAN AVE
W807	75TH ST	87TH	HIGHLAND AVE	I-355

Note: This information is proprietary and confidential. Circuit boundary information is provided for 4kV and 12kV distribution circuits on an "as-designed" basis and the boundaries listed are approximate. Daily operating conditions and contingencies may require modifications from the "as-designed" conditions. 34kV circuits are not included. Produced by Regulatory Performance & Reporting - 3/10/2011

Electrical System Improvements

- **Capacity Improvement**
- **Reliability Improvement**
- **Vegetation Management**

2010 Franchise Report for Darien

Capacity Improvement

Circuit Capacity Improvement

Program Description

This program increases the capacity of the distribution system by installing new circuits, increasing the size of existing conductors and balancing loads on circuits. Circuit capacity improvements increase reliability and enhance restoration flexibility in the event of an equipment failure.

Work completed in 2010 on the following circuits:
W386 W8023 W808

Reliability Improvement

1% Circuit Program

Program Description

This program focuses on reducing the number and duration of customer interruptions on the 1% worst performing distribution circuits on ComEd's system. It involves a thorough review of a circuit's performance and remediation of affected components. The circuits targeted by this program are identified through an annual performance analysis of distribution circuits on ComEd's system.

Work completed in 2010 on the following circuits:
W808

Distribution Automation Program (12kV & 34kV)

This program is designed to reduce the number of customers affected during an interruption by installing an electrical switch that automatically isolates a disturbance on a circuit. In addition to reducing the number of customers experiencing an interruption, it allows for quicker restoration of those customers.

Work completed in 2010 on the following circuits:
W3624 W8002

Note: This information is proprietary and confidential. Work planned is based on current available information and is subject to change. Produced by Regulatory Performance & Reporting - 3/10/2011

Current General Purpose Letter On Franchise consideration

Please review the facilities listed in order to ensure accuracy. If you find any discrepancies, please contact your External Affairs Manager.

April 18, 2008

Mayor and City Council
City of Darien
Darien, Illinois

Mayor and City Council:

The undersigned, Commonwealth Edison Company, for good and valuable considerations, hereby agrees that so long as that certain ordinance passed by the Mayor and City Council of the City of Darien, October 21, 1996, granting the undersigned, its successors and assigns, the right to construct, operate and maintain an electric light and power system in the City of Darien, shall remain in full force and effect, said Commonwealth Edison Company, its successors and assigns will, during each calendar year for the remainder of the life of said ordinance, supply without charge to the City of Darien, such an amount of electric energy as may be reasonably necessary for lighting and various other uses in the following municipal buildings solely occupied for municipal purposes and not for purposes of revenue (or such part thereof as may from time to time be so occupied):

Administration Facility	85370 Cass Avenue	10248-26007	
City Hall and Police Facility	1702 Plainfield Road	07883-19004	
ESDA Facility	1930 Manning Road	88346-76003	Effective: 02/07/08
Public Works Facility	1041 South Frontage Road	07883-10001	
Public Works Facility	1220 Plainfield Road	16831-17063	

The foregoing arrangement shall be effective beginning with readings made as noted, of meters measuring electric energy for the above purposes at the above described locations.


None of said electric energy so to be supplied without charge to the City shall be used by the City for heating, street lighting, water pumping or other such power purposes. Nor shall any of said energy be resold for any purpose whatsoever.

This agreement and the commitments herein contained shall supersede, replace and be in lieu of the undertakings contained in a letter addressed to the Mayor and City Council of the City of Darien, dated March 6, 2008.

If you have any questions, please contact your External Affairs Manager, Kate Maler, at 630.910.6199.

Very truly yours,

COMMONWEALTH EDISON COMPANY


José G. Andrade
External Affairs Regional Director

How to Contact ComEd

HOW TO CONTACT COMED
NOT FOR PUBLIC DISTRIBUTION

General Contact Numbers:

CALL CENTER

**1-800-Edison-1
(800) 334-7661**

Non-emergency calls. You will be speaking to a Customer Service Representative who will enter your request or problem into our computer system which will create a Customer Ticket. This Ticket is routed to the corresponding ComEd department where action is required. It is most beneficial if the customer can specify the addresses where ComEd work is required.

External Affairs Manager for the City of Darien

Kate Maier

Office No. 630-910-6199
Pager No. (877) 383-9192
Pager E-mail 8773839192@skytel.com
Cell No. 708-990-2068
Address 1040 Janes Avenue
Bolingbrook, IL 60440

J.U.L.I.E.

(800) 892-0123

Joint Utility Locating Information for Excavations

All emergency or non-emergency utility facility locates must be requested through the J.U.L.I.E one call system.

Streetlight Outage

To report any streetlight outages log into our website at www.ComEd.com, click onto Customer Service, and follow the links on the web page. Or fax the appropriate form to the number below.

Fax (630) 684-2692

New Electric Service

(866) 639-3532

(866) NEW-ELEC

Any new requests should be initiated through this number.

Fax (630) 684-3701

New electric service inspections are to be faxed to this number.

~~~~~

*Please note that the following numbers are designed exclusively for your municipal Police, Fire and Emergency Services Departments and are not intended to be disseminated for general use.*

**Emergency Contact Information:**

**Emergency Call Center**

**(800) 477-4022**

This number should be used by your Police Department, Fire Department, and other emergency services *only* to report an emergency. A Call Center Representative will forward the emergency information (e.g., address, contact information, and emergency details) to the ComEd Operations Control Center (OCC). An emergency response crew will be dispatched. If an Estimated Time of Arrival (ETA) is needed, the Emergency Call Center Representative will forward the request to the OCC who will call back when the ETA is available.

**Operations Control Center**

**(888) 232-6382**

**(888) CECO-ETA**

This number is to be used only as a follow up to a previously generated emergency call. If you do not receive a call back with an ETA in a timely manner, or the ETA provided to you has expired, this is a direct line to the ComEd Operations Control Center (OCC). This number should only be used to escalate ComEd response for structure fires, life-threatening situations, and to relieve Fire or Police Departments standing by if you have not been able to receive the critical ETA information from the OCC dispatcher.



**How ComEd contacts the  
City of Darien**

**COMED CONTACT INFORMATION  
FOR THE  
CITY OF DARIEN**

In the event of an outage or emergency, the City of Darien has instructed ComEd to use the following numbers:

Emergency Day Number: 630-971-9912  
Is this number police, fire or other – Please identify

---

Emergency Evening Number: 630-971-9912  
Is this number police, fire or other – Please identify

---

Outages in excess of 1000 KVA

Outage Fax Number: 630-852-4709  
Outage Fax Location:  
Outage e-mail: scoren@darien.il.us

Scheduled outages

Outage Fax Number: 630-852-4709  
Outage Fax Location:  
Outage e-mail: scoren@darien.il.us

Load Shed Plan Fax Number: 630-971-4326  
Load Shed Plan Location: Police Department

*2<sup>nd</sup> Choice:*

Load Shed Plan Fax Number: -  
Load Shed Plan Location 2:

General Information for Municipal Officials would be faxed to:

Fax Number: 630-852-4709  
Fax Location: Police Station

---

**Legal Notification**

**Section 7.7.1 Notice to CITY**

Unless otherwise specified herein, all notices from the Licensee to the City under this ordinance shall be made in writing and delivered to.....

Bryon D. Vana  
City Administrator  
City of Darien  
1702 Plainfield Road  
Darien, IL 60561

*Information as of March 16, 2011*



## 2010 ComEd Annual Report Review

Commonwealth Edison recently submitted the 2010 Annual Report to staff. Using the methods demonstrated by electric reliability consultant Ken Seaton, who was hired in 2006 after the lawsuit against ComEd was settled, there are several circuits that need to be analyzed by the reliability unit. Below is a chart with comparisons of the circuits we are monitoring with more than three outages from the last two annual reports. Please keep in mind the review is for underground outages and malfunctions, which are an indication of correctable future outages.

| 2009    |                   | 2010    |                   |
|---------|-------------------|---------|-------------------|
| Circuit | Number of Outages | Circuit | Number of Outages |
| 805     | 11                | 804     | 8                 |
| 804     | 8                 | 386     | 7                 |
| 386     | 7                 | 806     | 5                 |
| 809     | 4                 | 807     | 5                 |
| 640     | 4                 | 805     | 4                 |

### Circuit Summary

#### **805: Homes surrounding Cass Avenue between Plainfield Road and North Frontage Road.**

The worst circuit from 2009, W805 had a significant amount of work completed at the beginning of the year including eight sections of cable that were replaced and eight that were injected. The work done reduced the number of outages from eleven to four, with three occurring after the work was completed. The reduction demonstrates some of the repairs worked well, but we need more information on the remaining three outages from reliability to ensure another section of cable does not need to be replaced.

#### **804: Green Valley Road, Pine Parkway, homes surrounding Bailey Road, Carriage Greens**

Several sections of cable were scheduled for replacement on this circuit in the 3<sup>rd</sup> quarter of 2010. Three outages occurred before this work was to take place and five additional outages took place before September 1<sup>st</sup>. ComEd reliability needs to notify staff of the date of the replacements to verify these are the faulty lines and not others within the circuit.

#### **386: Farmingdale Village**

Twelve sections of cable were injected, but there was no reduction in the number of outages in 2010. ComEd reliability needs to review the outages individually to create a plan to reduce outages on this circuit.

#### **806 and 807: Woodmere**

These circuits had enough underground and malfunction outages in 2010 to warrant a review with ComEd to see if certain sections of cable need replacement.

#### **809 and 640: Kearney Road and 79<sup>th</sup> Street**

These circuits with multiple outages from 2009 dropped below the review threshold in 2010.

AGENDA MEMO  
Administrative Finance Committee  
May 9, 2011

ISSUE STATEMENT

A motion approving a reimbursement agreement dated April 18<sup>th</sup>, 2011, with the Chamber of Commerce regarding City expenses associated with Darien Fest.

BACKGROUND

The City has previously discussed our expenses associated with the Darien fest. During this year's budget discussions the Council asked the Chamber to consider increasing their reimbursement to the City. The attached letter outlines the Chamber's response to the City's request. The letter was discussed at the May 2<sup>nd</sup>, 2011 Council meeting and several questions were raised by the Council that needed further review.

First, the Council asked to amend the reimbursement schedule included in the letter regarding the amount Darien would be reimbursed if the Darien fest had a net profit of \$0 to \$19,999. The original proposal listed the reimbursement as "to be determined". I requested that the Chamber change that language to 10%.

Second, the Council asked if the reimbursement amounts shown in the letter are in addition to the amount of reimbursement received in the previous year. That answer was no. The proposed agreement allows for additional reimbursement above the \$1200 only if the Chamber's net profit exceeded \$20,000. Chamber President, Angelo Imbrogno, considers the money the Chamber spent on the DARE donation as a separate item from the \$1200 and anticipates the Chamber would still make that contribution if they have the available funds.

STAFF RECOMMENDATION

For discussion.

ALTERNATE CONSIDERATION

As directed by the Administrative Finance Committee.

DECISION MODE

This item will be placed on the May 16, 2011 City Council agenda for formal approval.

April 18, 2011

1) money over what  
we currently receive

The City of Darien  
Mayor Kathleen Weaver  
1702 Plainfield Road  
Darien, IL 60561

Good Afternoon Mayor Weaver and City Council Members:

The Darien Chamber of Commerce looks forward to an agreement to allow DarienFest 2011 to continue as it has for the past 25 years in our community.

Our Board of Directors has worked diligently to come up with a fair solution to address the city's request to reimburse expenses incurred from our annual fund raiser. As you know, this event is the largest source of revenue for our Chamber, whose primary purpose is to improve local business in our community. We have introduced many improvements to our organization over the past 16 months, and we appreciate your help in keeping this momentum moving in a positive direction by supporting this important event.

There are many considerations that influence our proposal. They are as follows:

1. The Chamber's profit has varied from a low of \$5,275 in 2006, to a high of \$20,484 in 2009
2. A major concern is that our profitability is largely dependent on good weather. We incur substantial fixed costs, even if the weather is not cooperative.
3. This is our organization's largest event and revenue source for the year
4. We reimburse multiple voluntary organizations that also rely on this event as a considerable source of their annual revenue. They include: The Darien Lion's Club, Safety Village, Indian Prairie Library, WHBCD Kiwanis and Darien Woman's Club, all of which are residents or part of our immediate community.
5. Our intent is to keep obligations low, if profitability is less than ideal, and to reimburse supporting organizations more, if the event is successful, benefitting everyone involved.

We have also enclosed a summary of the Donations the Chamber has returned to various groups, including the City of Darien, so that you can readily see our contributions back to the community since 2002.

Please review the attached proposal and forward any questions, comments, approvals or declines with supporting reasons and we may begin the process of planning this and other events for the rest of the 2011 year.

Thank you all for your support in continuing this important community event.

Sincerely,

Angelo R. Imbrogno, President  
The Darien Chamber of Commerce

# Darien Fest 2011

Net Profit  
\$0 - \$19,999

20,000  
25,000  
30,000  
35,000  
40,000  
45,000  
50,000  
55,000  
55,000+

City of Darien Reimbursement  
To Be Determined

\$ 2,000  
2,500  
7,000  
7,500  
8,000  
8,500  
9,000  
9,500  
9,500+

1070

**Darien Chamber of Commerce - Donations to the Community**

| <u>DarienFest Donations</u>      | 2010            | 2009           | 2008            | 2007            | 2006           | 2005            | 2004            | 2003            | 2002            | Total            |
|----------------------------------|-----------------|----------------|-----------------|-----------------|----------------|-----------------|-----------------|-----------------|-----------------|------------------|
| City of Darien/Police Dept       | \$1,200         | \$1,600        | \$1,000         | \$850           | \$460          | \$960           | \$858           | \$1,000         | \$1,020         | \$8,948          |
| Darien Hornets                   | \$1,200         |                |                 |                 |                |                 |                 |                 |                 | \$1,200          |
| Darien Lions Club                | \$1,200         | \$1,600        | 1,000           | \$850           | \$500          | \$960           | \$858           | \$1,000         | \$510           | \$8,478          |
| Darien Park District             |                 |                |                 |                 |                |                 |                 | \$1,000         | \$510           | \$3,328          |
| Darien Unites                    | \$600           | \$534          | \$335           | \$283           | \$460          | \$960           | \$858           | \$1,000         | \$510           | \$1,510          |
| Darien Woman's Club              |                 |                |                 |                 |                |                 |                 |                 |                 | \$5,540          |
| Darien Woodridge Fire District   |                 |                |                 |                 |                |                 |                 | \$1,000         | \$510           | \$510            |
| BOLLS Travel Baseball            |                 | \$1,600        | 1,000           | \$850           | \$460          | \$960           | \$858           |                 |                 | \$6,728          |
| Eisenhower Band Boosters         |                 |                |                 |                 | \$100          |                 |                 |                 |                 | \$100            |
| Homat Swim Club                  |                 |                |                 |                 |                |                 |                 |                 | \$510           | \$510            |
| Indian Prairie Library           | \$150           | \$150          | \$160           | \$150           | \$150          | \$150           | \$150           | \$150           |                 | \$1,200          |
| Kingswood Academy                |                 |                |                 | \$850           |                |                 |                 |                 |                 | \$850            |
| Safety Village                   | \$600           | \$1,068        | \$666           | \$567           | \$460          | \$960           | \$858           | \$1,000         | \$510           | \$6,686          |
| Starfire Syng, Skating Team      |                 |                |                 |                 |                |                 |                 |                 |                 | \$858            |
| Tri-State Fire District          |                 |                |                 |                 |                |                 |                 |                 | \$610           | \$610            |
| WHBCD Kiwanis                    | \$1,200         | \$1,500        | \$1,000         | \$850           | \$460          | \$960           | \$858           | \$1,000         | \$510           | \$8,438          |
| Willowbrook Police Cadets        |                 |                |                 |                 |                |                 |                 | \$1,000         | \$510           | \$1,510          |
| <b>DF Donation Sub Total</b>     | <b>\$6,150</b>  | <b>\$8,150</b> | <b>\$5,160</b>  | <b>\$6,250</b>  | <b>\$3,050</b> | <b>\$6,870</b>  | <b>\$7,014</b>  | <b>\$9,150</b>  | <b>\$6,120</b>  | <b>\$66,904</b>  |
| <u>Other Items</u>               |                 |                |                 |                 |                |                 |                 |                 |                 |                  |
| DF Amusement Tax                 | \$2,984         | \$2,968        | \$2,867         | \$2,827         | \$2,295        | \$2,929         | \$2,887         | \$3,380         | \$2,483         | \$25,640         |
| DARE                             | \$1,733         | \$405          | \$1,699         | \$1,753         | \$275          | \$300           |                 | \$125           | \$164           | \$5,095          |
| Program printing for CitizenYear |                 |                | \$440           | \$550           | \$600          |                 |                 |                 |                 | \$2,627          |
| City Open House/Trolley          |                 |                |                 | \$600           | \$600          |                 |                 |                 |                 | \$1,200          |
| Darien Police K9 Unit            | \$126           | \$360          | \$350           | \$350           | \$350          | \$350           | \$300           | \$8,000         | \$150           | \$8,000          |
| Lions Parade donation            |                 | \$100          | \$100           | \$100           | \$100          |                 | \$75            |                 |                 | \$2,476          |
| Darien Historical Society        |                 |                |                 |                 |                |                 |                 |                 |                 | \$625            |
| IL Fire Safety Alliance          |                 |                | \$950           |                 |                |                 |                 |                 |                 | \$950            |
| School Red Ribbon Week           |                 |                |                 |                 |                |                 |                 |                 | \$300           | \$300            |
| Darien Park District Fee         | \$8,000         | \$5,000        | \$6,000         | \$6,000         | \$6,000        | \$7,500         | \$7,500         | \$7,500         | \$7,500         | \$68,000         |
| <b>Other Items Total</b>         | <b>\$11,221</b> | <b>\$9,828</b> | <b>\$12,308</b> | <b>\$11,190</b> | <b>\$8,620</b> | <b>\$11,079</b> | <b>\$10,762</b> | <b>\$19,306</b> | <b>\$10,607</b> | <b>\$104,913</b> |

4c

AGENDA MEMO  
Administrative Finance Committee  
May 9, 2011

ISSUE STATEMENT

Adoption of a resolution temporarily waiving certain building permit fees.

BACKGROUND/HISTORY

At the April 18, 2011, City Council meeting, Mayor Weaver requested that a committee review the temporary waiver of certain building permit fees. The goal is to encourage home improvements and provide a financial incentive to those residents that are planning home projects. A similar program was initiated in 2001. The proposal would waive the building permit fee for residents and business/property owners. Direct *out of pocket* expenses that are associated with the permit, such as Don Morris Architect fees, would not be waived.

If this waiver is approved by the Council, the Staff has estimated that the City would reduce the budgeted revenue for building permit fees by \$20,000. This estimate is based on the applicable permit fees that were collected from May to December of 2010. This assumes the program would be in effect from May through December 2011. Attached is the proposed fee schedule for building permit related items which includes the recommended permit fees to be waived or not waived.

Below is the revised projection for the Building Permit Fee line item:

| ACCOUNT NUMBER | ACCOUNT DESCRIPTION  | FY 11/12 BUDGET | PROPOSED REDUCTION | REVISED BUDGET |
|----------------|----------------------|-----------------|--------------------|----------------|
| 01-00-3240     | Building Permit Fees | \$ 60,000       | \$ (20,000)        | \$ 40,000      |

STAFF RECOMMENDATION

Staff recommends approval of the proposed permit fee waiver.

ALTERNATE CONSIDERATION

As directed by the Administrative Finance Committee.

DECISION MODE

This item will be placed on the May 16, 2011 agenda for formal consideration by the City Council.



MUNICIPAL SERVICES DEPARTMENT PERMIT FEE WAIVER SCHEDULE 5-1-11 TO 12-31-11

| Permit Type                   | Permit Fee in Code | Outside Vendor Inspection Fees | Plan Review Fee | Refundable Deposit Fee | Total Current Fee | Permit Fee Waived | Total Permit Waiver Fee |
|-------------------------------|--------------------|--------------------------------|-----------------|------------------------|-------------------|-------------------|-------------------------|
| Air Conditioner Replacement   | \$25.00            | \$25.00                        |                 |                        | \$50.00           | (\$25.00)         | \$25.00                 |
| Deck                          | \$50.00            | \$0                            | \$15.00         |                        | \$165.00          | (\$50.00)         | \$115.00                |
| Demolition                    | \$100.00           | \$0                            |                 |                        | \$100.00          | (\$100.00)        | \$0                     |
| Driveways                     | \$75.00            | \$0                            |                 | \$175.00               | \$250.00          | (\$75.00)         | \$0                     |
| Fence                         | \$25.00            | \$0                            |                 |                        | \$25.00           | (\$25.00)         | \$0                     |
| Landscaping/Grading           | \$50.00            | \$0                            |                 |                        | \$50.00           | (\$50.00)         | \$0                     |
| Lawn sprinkler system         | \$40.00            | \$35.00                        |                 | \$175.00               | \$250.00          | (\$40.00)         | \$35.00                 |
| Patio - Cement or Paver brick | \$50.00            | \$0                            |                 |                        | \$50.00           | (\$50.00)         | \$0                     |
| Roof                          | \$50.00            | \$0                            |                 |                        | \$50.00           | (\$50.00)         | \$0                     |
| Private sidewalk/service walk | \$50.00            | \$0                            |                 |                        | \$50.00           | (\$50.00)         | \$0                     |
| Shed                          | \$50.00            | \$0                            |                 |                        | \$50.00           | (\$50.00)         | \$0                     |
| Parking Lots                  | \$100.00           | \$0                            |                 |                        | \$100.00          | (\$100.00)        | \$0                     |
| Water Tap On                  | \$1725.00          | \$0                            |                 |                        | \$1725.00         | (\$1725.00)       | \$0                     |

PERMITS NOT UNDER CONSIDERATION FOR PERMIT FEE HOLIDAY

|                                                                      |           |                |                |  |           |             |                 |
|----------------------------------------------------------------------|-----------|----------------|----------------|--|-----------|-------------|-----------------|
| Pool (above ground)                                                  | \$75.00   | \$75.00        |                |  | \$75.00*  |             | \$75.00         |
| Detached Garage                                                      | \$315.00  | \$315.00       | \$15.00        |  | \$315.00* |             | \$315.00        |
| Basement remodel (10,000) (avg)                                      | \$385.00  | \$270.00 (avg) | \$115.00       |  | \$385.00* |             | \$385.00 (min)  |
| Sign Permits (avg)                                                   | \$325.00  | \$65.00        | \$50.00        |  | \$325.00  | (\$25.00)   | \$115.00        |
| Single Family Residence New (200,000) (avg)                          | \$2315.00 | \$530.00 (avg) | \$15.00        |  | \$2315.00 | (\$200.00)  | \$845.00 (min)  |
| Residential Additions (20,000) (avg)                                 | \$485.00  | \$270.00 (avg) | \$215.00       |  | \$485.00  | (\$200.00)  | \$485.00 (min)  |
| Commercial, Office, Industrial Altration/Buildout (220,000.00) (avg) | \$3350.00 | \$420.00 (avg) | \$650.00 (avg) |  | 3350.00   | (\$2700.00) | \$1070.00 (min) |

\*When inspection fees paid to outside vendors exceeds the permit fees allowed under the code the greater fee is charged.

|                                          |                     |                     |                                 |                                  |
|------------------------------------------|---------------------|---------------------|---------------------------------|----------------------------------|
| Inspection fees paid to outside vendors: | Electric \$25.00 ea | Plumbing \$35.00 ea | All other residential \$50.00ea | All other commercial \$100.00 ea |
|------------------------------------------|---------------------|---------------------|---------------------------------|----------------------------------|

**A RESOLUTION TEMPORARILY WAIVING BUILDING PERMIT FEES TO ENCOURAGE HOME IMPROVEMENT, MAINTENANCE AND UPGRADE DURING THE 2011 CONSTRUCTION SEASON**

WHEREAS, the City of Darien is a home rule unit of local government pursuant to the provisions of Article VII, Section 6, of the Illinois Constitution of 1970; and

WHEREAS, as a home rule unit of local government, the City may exercise any power and perform any function pertaining to its government except as limited by Article VII, Section 6; and

WHEREAS, the City of Darien Building Code assesses various permit fees; and

WHEREAS, during the course of planning and approving the City's current budget, the City Council determined it would be in the best interests of the City to encourage home improvement, maintenance and upgrade by temporarily waiving building permit fees for various categories of work performed on residences within the City; and

WHEREAS, in order to encourage home improvements on a short-term basis and assess the overall effectiveness of this program on a long-term basis, the City Council has determined it is in the best interests of the City to declare temporarily waive building permit fees for the current year; and

WHEREAS, with the home improvement season upon us, the City Council determines it is appropriate to now formalize and implement this policy direction;

**NOW, THEREFORE, BE IT RESOLVED BY THE CITY COUNCIL OF THE CITY OF DARIEN, DU PAGE COUNTY, ILLINOIS, as follows:**

**SECTION 1: "Building Permit Fees Waived" Declared.** The City Council hereby declares temporarily waiving building permit fees in order to encourage the improvements, maintenance and upgrade of dwellings within the City. Effective immediately, no permit fees

will be charged or assessed by the City for any of the categories of work for which a building permit is required as defined per "Exhibit A":

**SECTION 2: Other Permitting Requirements in Effect.** This temporary waiving of permit fees applies only to certain building permit fees. Building permits are still required for all work as designated by the City Code. Any person who fails to obtain a permit or permits work in violation of the building permit is subject to all fines and penalties as set forth in the City Code.

**SECTION 3: Effective Date; Sunset; Re-Evaluation.** This Building Permit Fee Waiver shall go into effect immediately and remain in effect to and including December 31, 2011. Thereafter, all fees as specified in the City Code shall resume in full force and effect.

**SECTION 4: Monitoring.** The City Administrator is hereby directed to monitor the cost and effectiveness of the Waiver of Building Permit Fees and report back to the City Council from time to time.

**SECTION 5:** This Resolution and each of its terms shall be the effective legislative act of a home rule municipality without regard to whether such Resolution should (a) contain terms contrary to the provisions of current or subsequent non-preemptive state law, or (b) legislate in a manner or regarding a matter not delegated to municipalities by state law. It is the intent of the corporate authorities of the City of Darien that, to the extent the terms of this Resolution should be inconsistent with any non-preemptive state law, this Resolution shall supersede state law in that regard within its jurisdiction.

**SECTION 6:** This Resolution shall be in full force and effect from and after its passage and approval, and shall subsequently be published in pamphlet form as provided by law.

RESOLUTION NO. \_\_\_\_\_

PASSED BY THE CITY COUNCIL OF THE CITY OF DARIEN, DU PAGE  
COUNTY, ILLINOIS, this 16<sup>th</sup> day of May 2011.

AYES: \_\_\_\_\_

NAYS: \_\_\_\_\_

ABSENT: \_\_\_\_\_

APPROVED BY THE MAYOR OF THE CITY OF DARIEN, DU PAGE  
COUNTY, ILLINOIS, this 16<sup>th</sup> day of May 2011.

\_\_\_\_\_  
KATHLEEN MOESLE WEAVER, MAYOR

ATTEST:

\_\_\_\_\_  
JOANNE E. RAGONA, CITY CLERK

APPROVED AS TO FORM:

\_\_\_\_\_  
CITY ATTORNEY

AGENDA MEMO  
Administrative/Finance Committee  
May 9, 2011

ISSUE STATEMENT

Consideration of a resolution authorizing the City Administrator to expend an amount not to exceed \$28,500 to install a garage door and complete a concrete apron for the salt storage building at 1041 S. Frontage Road.

BACKGROUND/HISTORY

The City completed construction of a salt storage building at 1041 S. Frontage Road in FYE 2011. Several non-essential items related to the completion of the building, including a concrete apron fronting the building, soffits, and a garage door, were placed on hold temporarily until funds were identified to complete the project. A garage door and soffits are important because it helps to protect the salt from the elements to ensure none is contaminated or lost, and a concrete apron keeps trucks entering the building from tracking dirt and other items that could contaminate the salt. A bid for salt that will be used during the FYE 2012 winter operations came in \$52,350 under budget because the salt will be ordered during off-peak times and in a large quantity. The concrete apron would cost \$9,500 under our current concrete contract with Suburban Concrete, the soffits will cost \$5,000 and the garage door will be purchased through a bid in an amount not to exceed \$14,000. The salt budget is projected to be \$23,850 under budget with these expenditures.

STAFF RECOMMENDATION

Staff recommends approval of this resolution.

ALTERNATE CONSIDERATION

Not approving this resolution and putting off the project to a future date would be an alternate consideration.

DECISION MODE

This item will be placed on the May 16, 2011 City Council agenda for formal action.